



# Sonoma Water

Clean. Reliable. Essential. Every day.

## FY 2019-2020 Proposed Budget and Rates Water Transmission System

Lynne Rosselli

FINANCE MANAGER

707-524-3771

[Lynne.Rosselli@scwa.ca.gov](mailto:Lynne.Rosselli@scwa.ca.gov)

    [sonomawater.org](http://sonomawater.org)



# Proposed Rates for FY 19-20

Charge / Aqueduct	Santa Rosa	Petaluma	Sonoma
Deliveries (Acre-Feet)	43,870		
O&M	\$615.20	\$615.20	\$615.20
Water Management Planning	\$1.14	\$1.14	\$1.14
Watershed Planning & Restoration	\$102.96	\$102.96	\$102.96
Recycled Water and Local Supply	\$2.96	\$2.96	\$2.96
Water Conservation	\$46.94	\$46.94	\$46.94
<b>Total O&amp;M</b>	<b>\$769.20</b>	<b>\$769.20</b>	<b>\$769.20</b>
Storage & Common Bond/Loan Charges	\$122.10	\$122.10	\$122.10
Sonoma Aqueduct Bond/Loan Charge			\$130.50
<b><i>Prime Contractors</i></b>	<b>\$891.30</b>	<b>\$891.30</b>	<b>\$1,021.80</b>
<b><u>Discretionary Charges</u></b>			
Aqueduct Capital Charges - <i>to build fund balance for future projects</i>	\$27.00	\$27.00	\$27.00
<b><i>Prime Contractors</i></b>	\$27.00	\$27.00	\$27.00
<b>Total Prime Contractors</b>	<b>\$918.30</b>	<b>\$918.30</b>	<b>\$1,048.80</b>
Total Overall Increase:	4.60%	4.60%	4.77%

# Rate Setting Calculation (EXAMPLE)

$$\frac{\$40,286,000}{43,870 \text{ AF}} = \$918/\text{Acre Foot}$$

Water Sold = Lesser of:

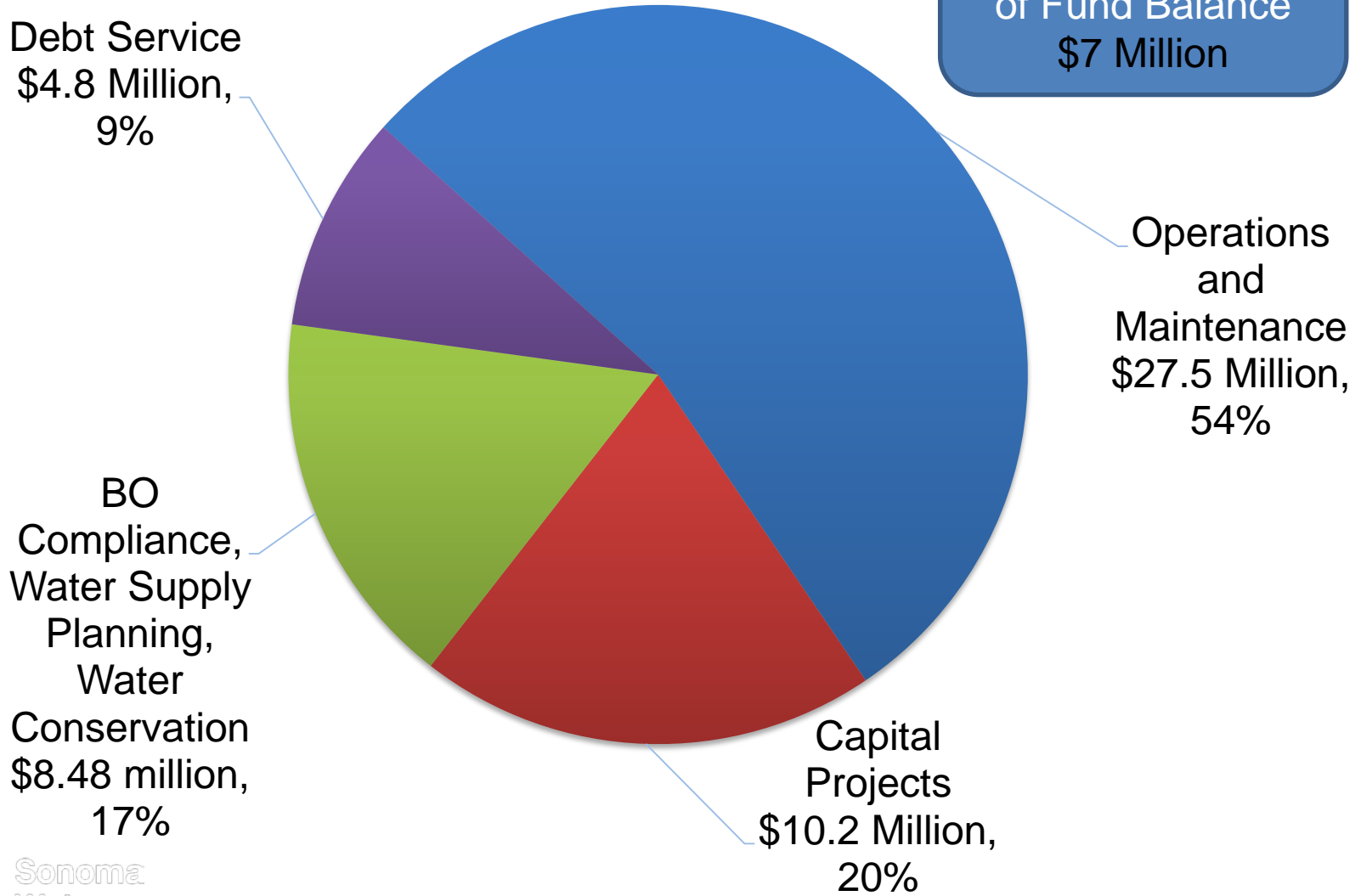
43,870 AF

or

46,830 AF

# FY 19-20 Budgeted Expenditures

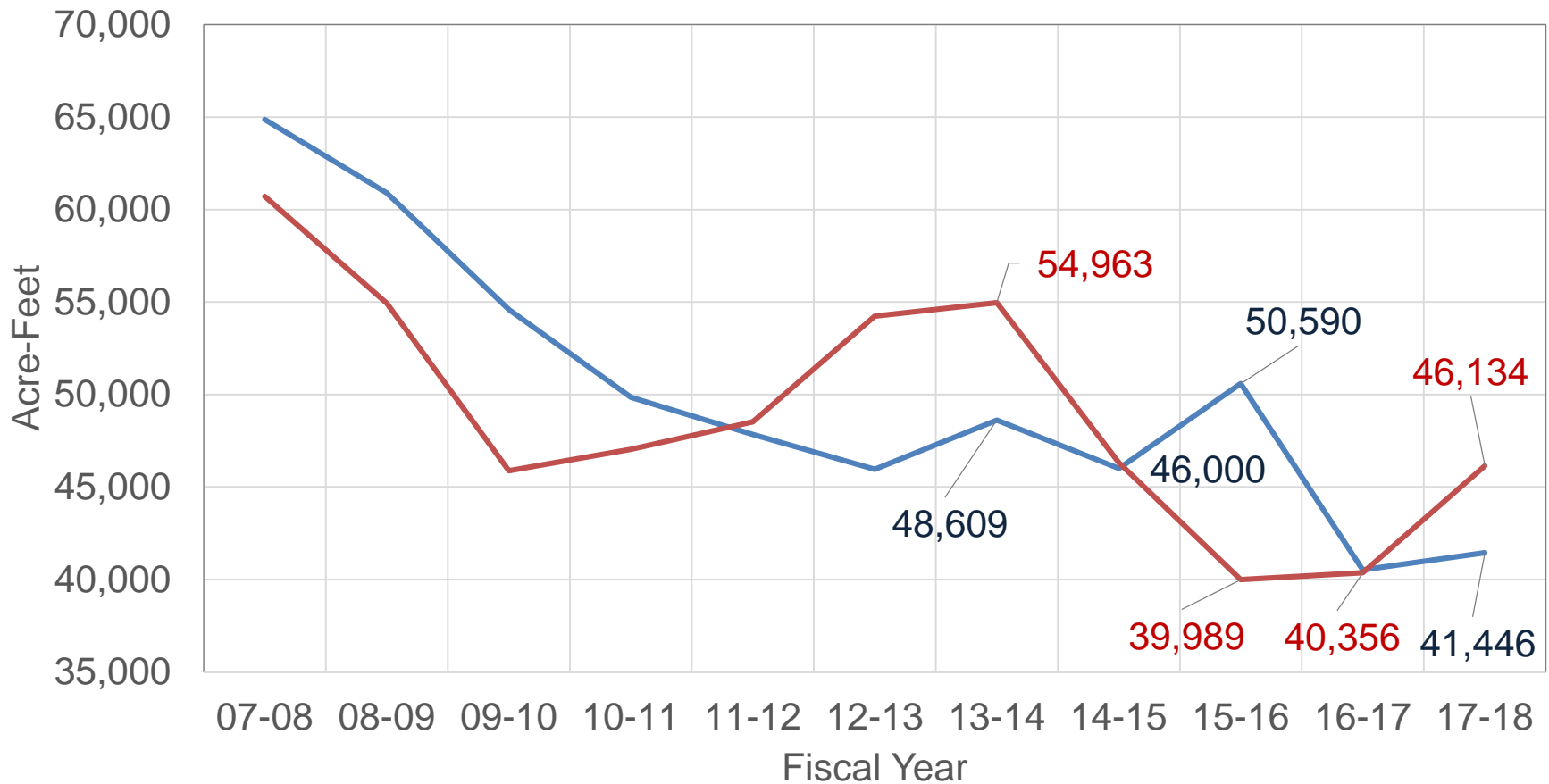
Grants, Bond Proceeds, and Use of Fund Balance  
\$7 Million



# Expenditures Compared to FY 18-19

	FY18-19	FY19-20	
	Budget (in Millions)	Budget (in Millions)	Change (in Millions)
Operations and Maintenance	\$23.13	\$27.47	\$4.34
Capital Projects	\$5.59	\$10.82	\$5.23
BO Compliance, Water Supply Planning, Water Conservation	\$6.51	\$8.48	\$1.97
Debt Service	\$5.39	\$4.84	(\$0.54)
Totals	\$40.62	\$51.61	\$11.00
Grants, Use of Fund Balance, and Bond Proceeds	\$7.44	\$7.05	(\$0.39)

# Historical Water Transmission Deliveries



# Projects

## Dry Creek Habitat Enhancement



# Capital Projects

- Warm Springs Dam Hydroturbine Retrofit
- Mirabel Dam Bladder Replacement
- Wohler Pump Replacements
- Caltrans Petaluma Aqueduct Relocation
- Sonoma Booster Pump Station Electrical Upgrade and Pumping Reliability



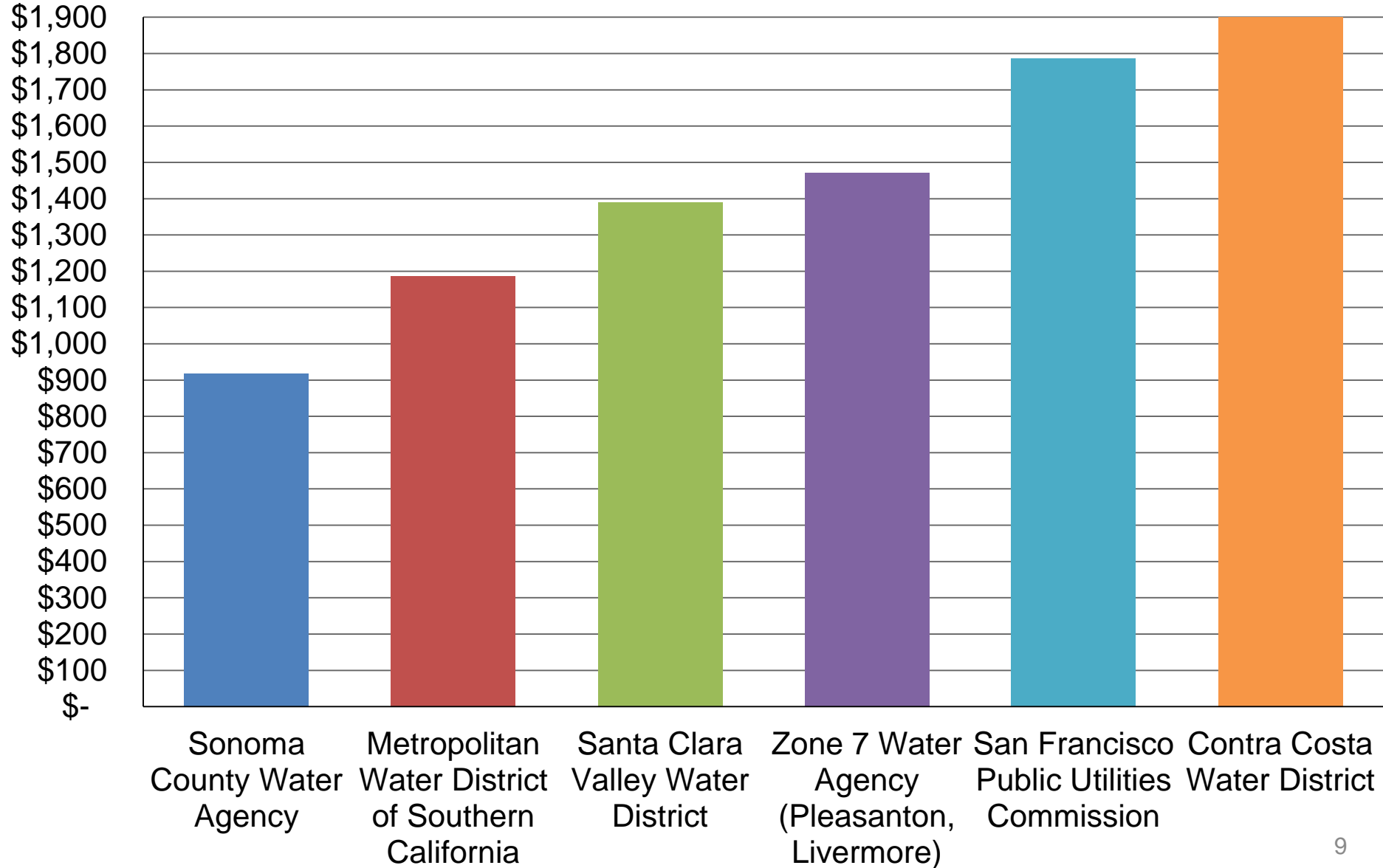
# Maintenance Projects

- Tank Maintenance Program
- Collectors: Valve and Meter Replacements





# 2019 Wholesale Water Rates Per Acre-Foot



# Proposed Rates for FY 19-20

Charge / Aqueduct	Santa Rosa	Petaluma	Sonoma
Deliveries (Acre-Feet)	43,870		
O&M	\$615.20	\$615.20	\$615.20
Water Management Planning	\$1.14	\$1.14	\$1.14
Watershed Planning & Restoration	\$102.96	\$102.96	\$102.96
Recycled Water and Local Supply	\$2.96	\$2.96	\$2.96
Water Conservation	\$46.94	\$46.94	\$46.94
<b>Total O&amp;M</b>	<b>\$769.20</b>	<b>\$769.20</b>	<b>\$769.20</b>
Storage & Common Bond/Loan Charges	\$122.10	\$122.10	\$122.10
Sonoma Aqueduct Bond/Loan Charge			\$130.50
<b><i>Prime Contractors</i></b>	<b>\$891.30</b>	<b>\$891.30</b>	<b>\$1,021.80</b>
<b><u>Discretionary Charge</u></b>			
Aqueduct Capital Charges - <i>to build fund balance for future projects</i>	\$27.00	\$27.00	\$27.00
<b><i>Prime Contractors</i></b>	\$27.00	\$27.00	\$27.00
<b><i>Total Prime Contractors</i></b>	<b>\$918.30</b>	<b>\$918.30</b>	<b>\$1,048.80</b>
Total Overall Increase:	4.60%	4.60%	4.77%

# Next Steps

**Technical Advisory Committee – Voted on Monday, March 4**

**Presentations:**

- **City of Petaluma - March 4**
- **Valley of the Moon Water District - March 5**
- **Santa Rosa Board of Public Utilities - March 7**
- **City of Cotati - March 12**
- **City of Sonoma - March 18**
- **North Marin Water District - March 19**
- **Town of Windsor - March 20**
- **City of Santa Rosa - March 26**

**Water Advisory Committee Vote on Monday, April 8**

**Adoption by Sonoma Water's Board – April 16**



**Sonoma  
Water**

Lynne Rosselli  
Finance Manager  
[Lynne.Rosselli@scwa.ca.gov](mailto:Lynne.Rosselli@scwa.ca.gov)