

April 6, 2020 WAC/TAC
Mtg Agenda Item #4



Sonoma Water

Clean. Reliable. Essential. Every day.

FY 2020-2021 Proposed Budget and Rates Water Transmission System

Lynne Rosselli
FINANCE MANAGER
707-524-3771

Lynne.Rosselli@scwa.ca.gov

    sonomawater.org



Hazard Mitigation Projects

Completed

Rodgers Creek Fault Crossing

Isolation Valves

River Diversion Structure

**FY20-21 Budget:
\$10.24M**

In Progress

Ely Booster Pump Station
Flood Mitigation

60% Design in
FY20-21

Mark West Creek Crossing

90% Design; Award in
FY20-21

Russian River Crossing

90% Design; Award in
FY20-21

Santa Rosa Creek Crossing

60% Design; Award in
FY20-21

Sonoma AQ Crossing of
Spring Creek & Bennett
Valley Fault Crossing

Initiate Preliminary
Design FY20-21

Tank Level - Emergency
Backup Power

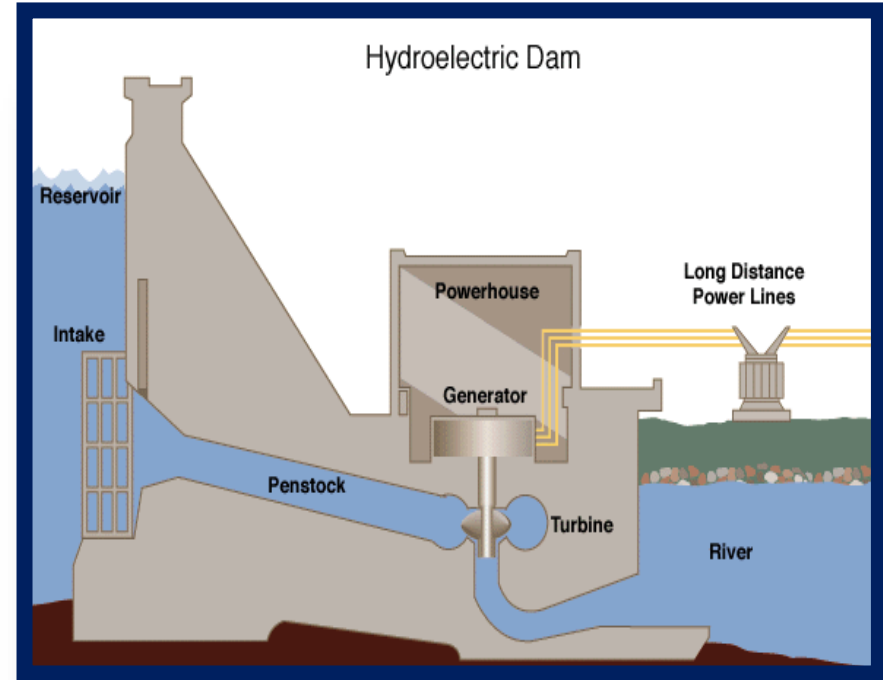
Initiate Preliminary
Design FY20-21

LHMP Program Design

Initiate Preliminary
Design FY20-21

Other Capital Projects

Sonoma Booster Pump Station Upgrade	Substantial Completion Winter 2021
Mirabel Dam Bladder Replacement	100% Design; Award in FY20-21
Warm Springs Dam Hydroturbine Retrofit	90% Design; Award in FY20-21



FY20-21 Budget: \$2.2M

Total FY20-21 Capital Budget including Hazard Mitigation Projects:

 Sonoma Water \$12.6M



Operations and Maintenance

Projects

Cathodic Protection Maintenance

Forestville Tank Recoat Project

Tank Maintenance Program

Studies

Regional Water Supply Resiliency Study

Water System Risk and Resiliency
Assessment

Watershed and Riverbank Filtration Water
Quality Studies



FY20-21 O&M Budget: \$29.6M

Dry Creek Habitat Enhancement

Phase IV: 90% Design in April; Anticipate Corps will Construct Summer 2021



FY20-21 BO Compliance,
Water Supply Planning,
Water Conservation
\$11.89M

Expenditures Compared to FY 19-20

	FY19-20	FY20-21	
	Budget (in Millions)	Budget (in Millions)	Change (in Millions)
Operations and Maintenance	\$27.47	\$29.61	\$2.14
Capital Projects	\$10.97	\$12.65	\$1.68
BO Compliance, Water Supply Planning, Water Conservation	\$8.48	\$11.89	\$3.41
Debt Service	\$4.84	\$4.88	\$0.03
Totals	\$51.76	\$59.03	\$7.26

Grants, Use of Fund Balance, and
Bond Proceeds

\$7.05

\$14.44

\$7.39

Rate Setting Calculation (EXAMPLE)

$$\frac{\$42,264,000}{43,707 \text{ AF}} = \$967/ \text{ Acre Foot}$$

Water Sold = Lesser of:

44,795 AF

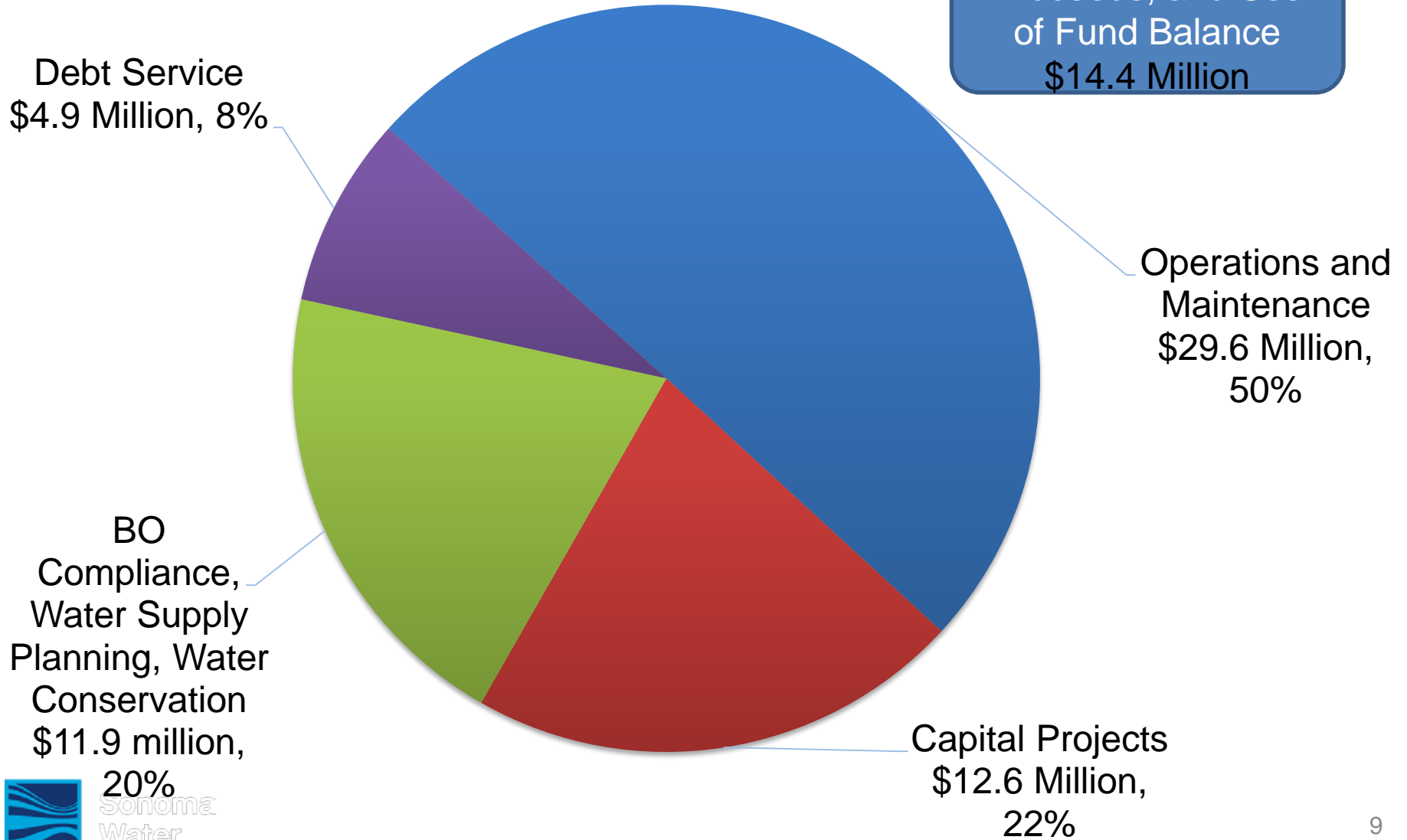
or

43,707 AF

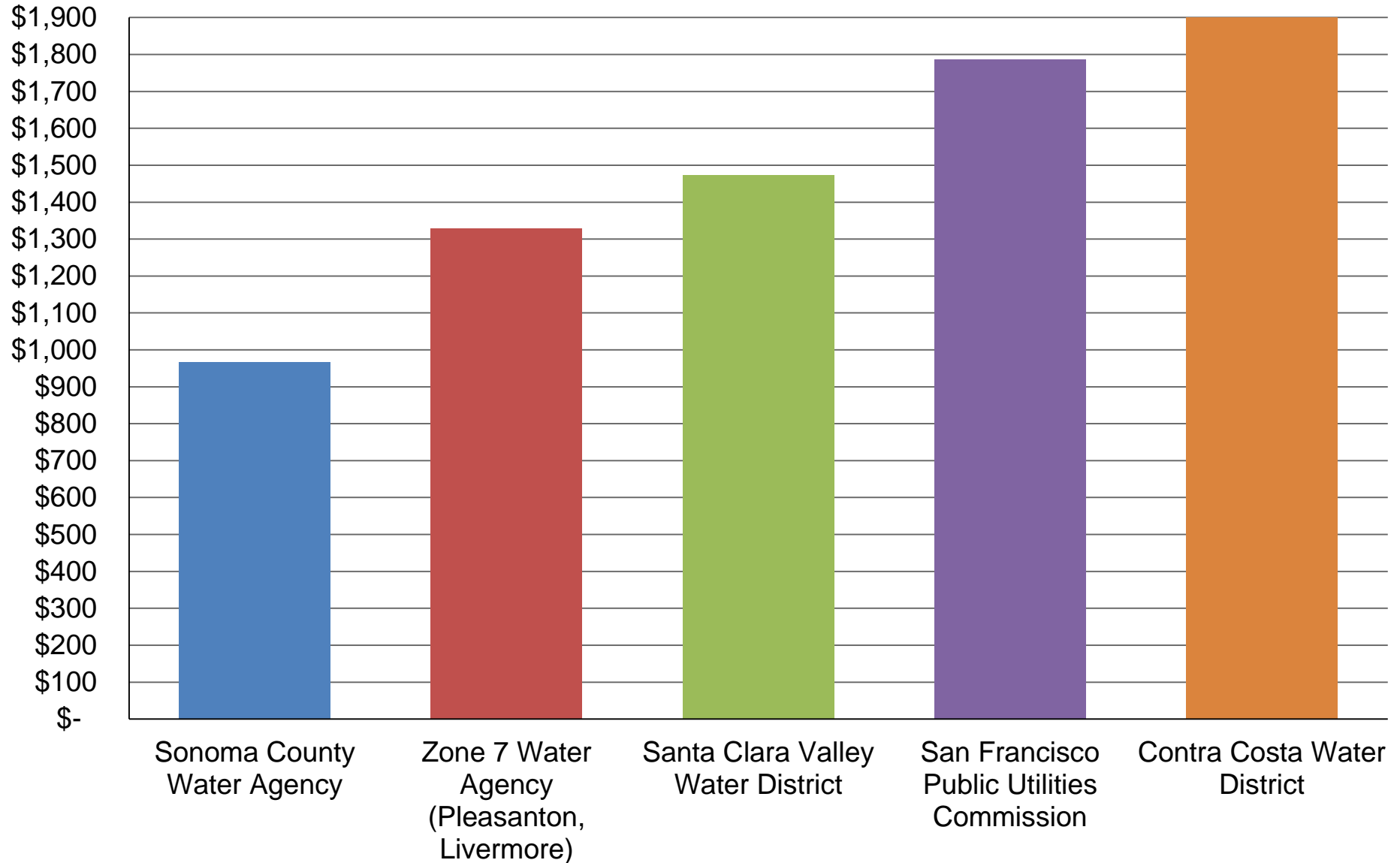
Proposed Rates for FY 20-21

Charge / Aqueduct	Santa Rosa	Petaluma	Sonoma
Deliveries (Acre-Feet)	43,707		
O&M	\$656.51	\$656.51	\$656.51
Water Management Planning	\$0.92	\$0.92	\$0.92
Watershed Planning & Restoration	\$117.33	\$117.33	\$117.33
Recycled Water and Local Supply	\$0.94	\$0.94	\$0.94
Water Conservation	\$42.81	\$42.81	\$42.81
Total O&M	\$818.51	\$818.51	\$818.51
Storage & Common Bond/Loan Charges	\$121.44	\$121.44	\$121.44
Sonoma Aqueduct Bond/Loan Charge			\$135.26
<i>Prime Contractors</i>	\$939.95	\$939.95	\$1,075.21
<u>Discretionary Charges</u>			
Capital Charges - to build fund balance for future projects	\$27.00	\$27.00	\$32.00
<i>Prime Contractors</i>	\$27.00	\$27.00	\$32.00
<i>Total Prime Contractors</i>	\$966.95	\$966.95	\$1,107.21
Total Overall Increase:	5.30%	5.30%	5.57%

FY 20-21 Budgeted Expenditures



2020 Wholesale Water Rates Per Acre-Foot



Next Steps

Recommended by Technical Advisory Committee – March 2

Recommended by:

- **Valley of the Moon Water District - March 3**
- **City of Cotati - March 10**
- **City of Petaluma - March 16**
- **North Marin Water District - March 17**
- **Santa Rosa Board of Public Utilities - March 19**
- **City of Santa Rosa - March 31**
- **Town of Windsor – April 1**

Water Advisory Committee Vote on Monday, April 6

Adoption by Sonoma Water's Board – April 21

Due to Coronavirus, presentations only made to Valley of the Moon and City of Cotati



**Sonoma
Water**

Lynne Rosselli
Finance Manager
Lynne.Rosselli@scwa.ca.gov