



Sonoma Water

Clean. Reliable. Essential. Every day.

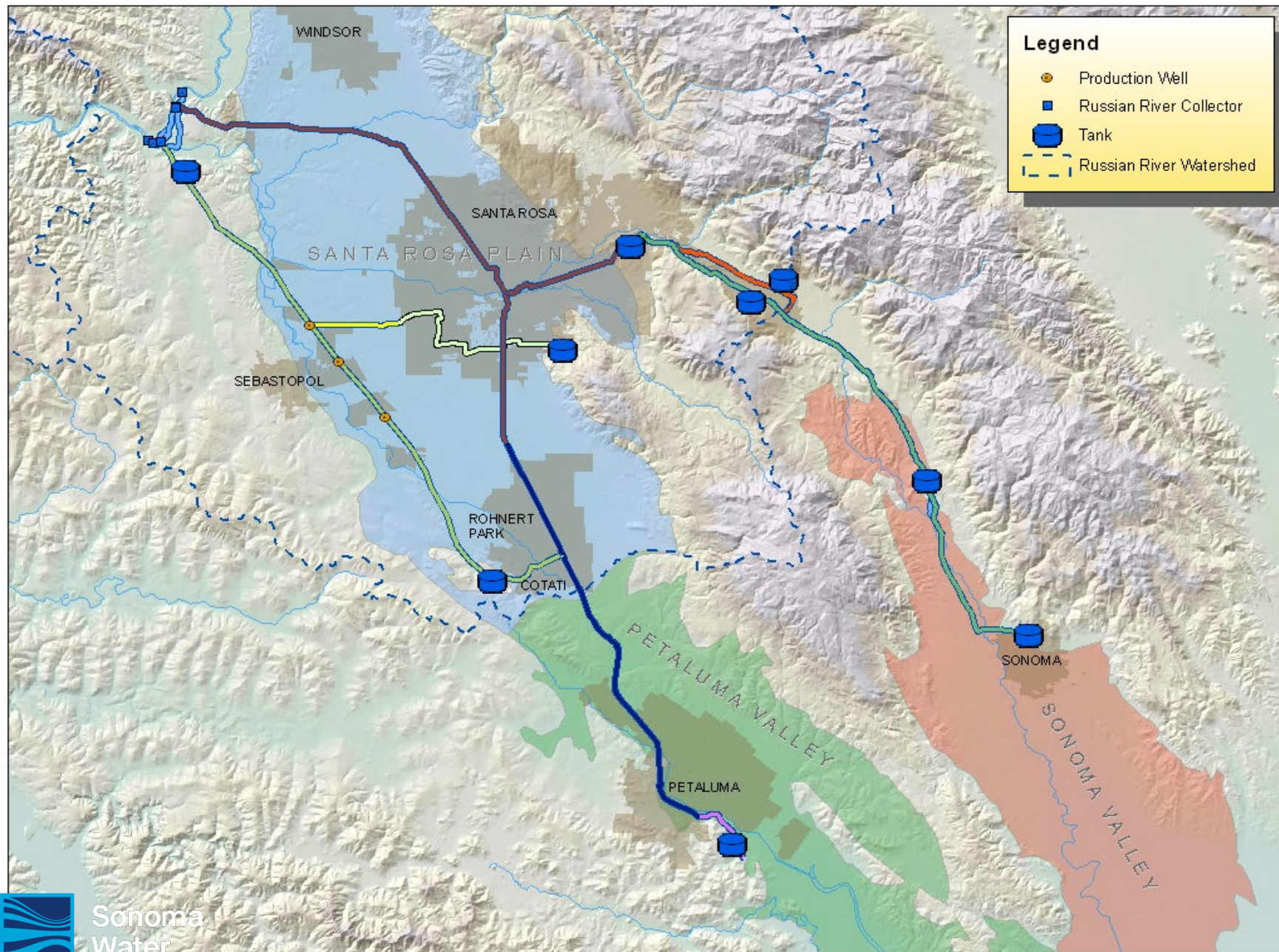
FY 2023-2024 Proposed Budget and Rates Water Transmission System

Lynne Rosselli
ADMINISTRATIVE SERVICES
DIVISION MANAGER
Lynne.Rosselli@scwa.ca.gov

Jake Spaulding
FINANCE MANAGER
Jake.Spaulding@scwa.ca.gov

    sonomawater.org






Transparent and collaborative process to bring rates to Board of Directors by end of April

Technical
Advisory
Committee
(Jan-March)

Water
Contractor
Boards &
Councils
(March)

Water
Advisory
Committee
(April)

Sonoma
Water Board
of Directors
(April)



Budget includes multiple water transmission system activities and funds

- Operations and Maintenance
- Four Subfunds
- Five Capital Funds
- Debt Service Funds



Sonoma
Water



Challenges

- Aging Infrastructure
- Maintenance Needs
- Increased Repairs
- Natural Hazard Vulnerabilities



\$6.34 million budgeted for hazard mitigation projects to reduce risks

Bennett Valley Fault Crossing

Ely Booster Pump Station Flood Mitigation

RDS Pump and Motor Control Center Replacement

Seismic Retrofit of Storage Tanks

Wilfred Booster Station

\$5.94 million budgeted for other capital projects to increase resiliency

Kawana-Ralphine SBS Pipeline Acquisition
(SE Greenway)

Mirabel/Wohler Storage Building

Occidental Road and Sebastopol Road Wells

Ralphine Tanks Flow Thru Conversion

Warm Springs Dam Hydroturbine Retrofit

Wohler Bridge Fiber Optic Cable

Total FY23-24 Capital Budget
including Hazard Mitigation Projects:
\$12.28M



\$40.4 million budgeted for operations and maintenance to protect, improve and maintain system reliability

Projects

Aqueduct Cathodic Protection

Collector Well, Pump, Pipeline, Valve Rehabilitations/Replacements

Emergency Inventory Procurement

Tank Recoats & Tank Maintenance Program

Studies

DeMuth Property Hydrogeologic Investigation

Groundwater Banking Feasibility Study

Regional Water Supply Resiliency Study

Transmission System Modeling & Condition Assessments Programs

\$9.78 million for Biological Opinion, Water Supply Planning and Water Conservation



**IS YOUR TOILET
RUNNING?
BETTER CATCH IT!**

A leaky toilet is no joke and could cost you a lot of \$\$\$

TAKE THE DYE TAB CHALLENGE

Test your toilet(s) to see if you have a sneaky leak.

SHARE YOUR RESULTS

Visit us online to enter your toilet test results and be entered to win a \$25 gift card.

REQUEST FREE DYE TABS



SavingWaterPartnership.org/challenge



Expenditures compared to FY 22-23

	FY22-23	FY23-24	
	Budget (in Millions)	Budget (in Millions)	Change (in Millions)
Operations and Maintenance	\$38.68	\$40.41	\$1.73
Capital Projects	\$13.25	\$12.28	(\$0.97)
BO Compliance, Water Supply Planning, Water Conservation	\$13.89	\$9.78	(\$4.11)
Debt Service	\$6.01	\$5.83	(\$0.18)
Totals	\$71.83	\$68.30	(\$3.53)

Grants, Use of Fund Balance, and Bond Proceeds	\$15.31	\$18.15	\$2.84
---	---------	---------	--------

FY 23-24 Budgeted Expenditures

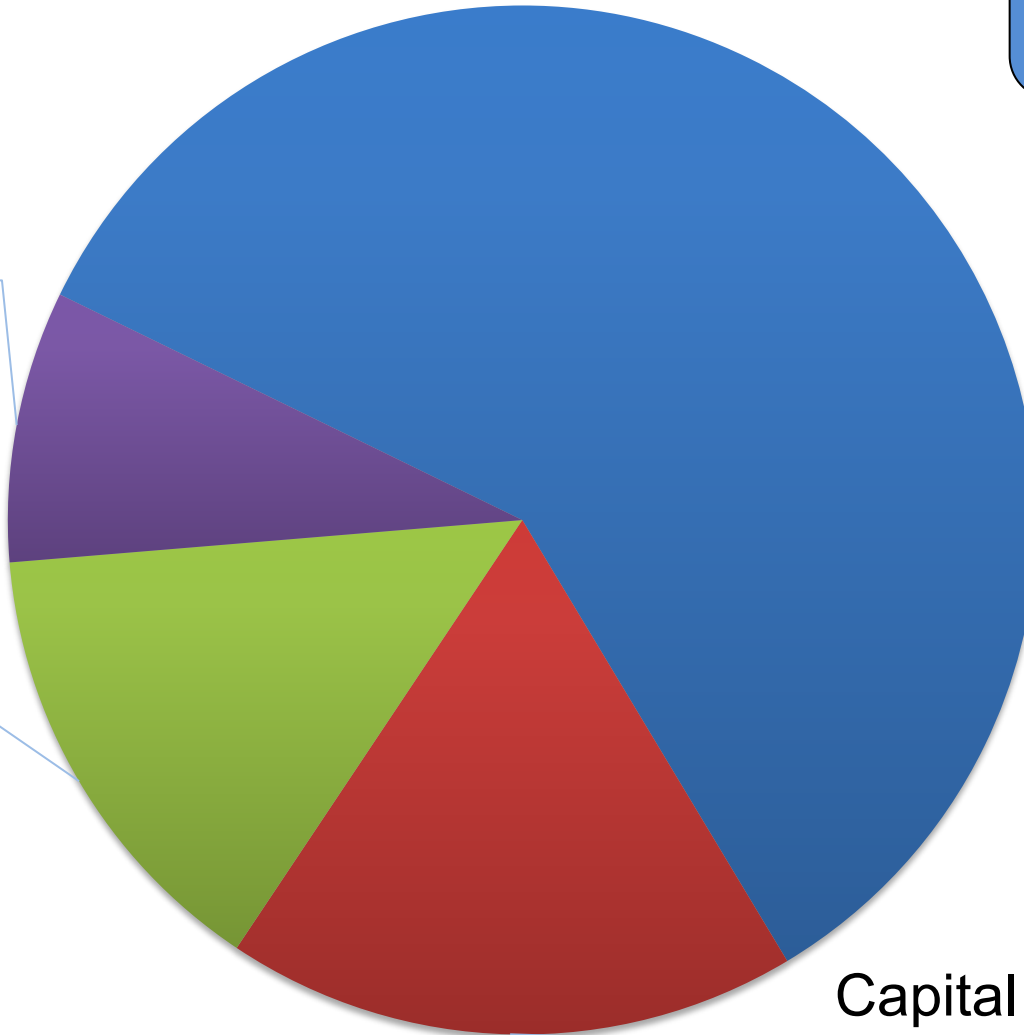
Grants, Bond
Proceeds, and Use of
Fund Balance
\$18.15 Million

Debt Service
\$5.83 Million,
9%

BO
Compliance,
Water Supply
Planning,
Water
Conservation
\$9.78 Million,
14%

Operations and
Maintenance
\$40.41 Million,
59%

Capital Projects
\$12.28 Million,
18%



Sonoma
Water

Example of how rates are calculated

$$\frac{\$49,090,000}{41,847 \text{ AF}} = \$1,173 / \text{Acre Foot}$$

Water Sold = Lesser of:

41,847 AF

or

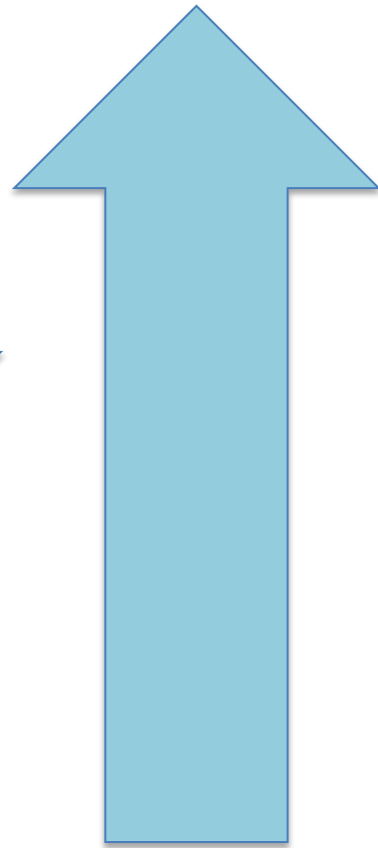
45,128 AF



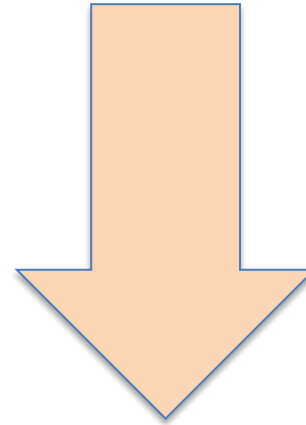
Steps taken to reduce budget and rate



Deferred non-routine maintenance projects = \$2.44 million



Use of grants, bond proceeds, and fund balance = \$19.95 million



Water contractors further reduced rates by cutting discretionary aqueduct capital charges

Result:

Rate increase dropped from over 20% to 10.56%

Total cost per gallon is \$0.004

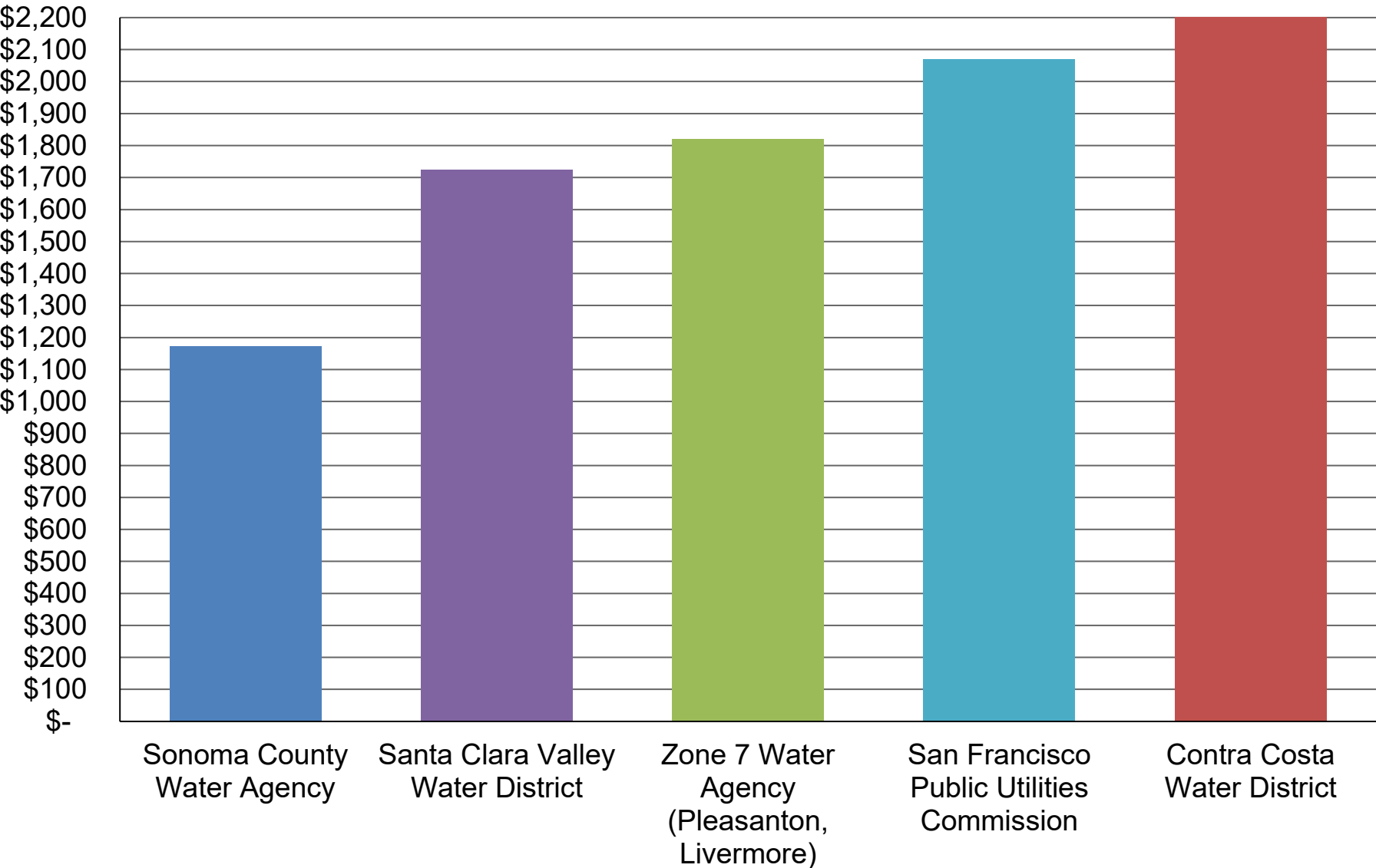


Sonoma
Water

Proposed Rates for FY 23-24

Charge / Aqueduct	Santa Rosa	Petaluma	Sonoma
Deliveries (Acre-Feet)	41,847		
O&M	\$903.30	\$903.30	\$903.30
Water Management Planning	\$0.00	\$0.00	\$0.00
Watershed Planning & Restoration	\$35.96	\$35.96	\$35.96
Recycled Water and Local Supply	\$0.00	\$0.00	\$0.00
Water Conservation	\$54.08	\$54.08	\$54.08
Total O&M	\$993.34	\$993.34	\$993.34
Storage & Common Bond/Loan Charges	\$168.75	\$168.75	\$168.75
Sonoma Aqueduct Bond/Loan Charge			\$151.68
<i>Prime Contractors</i>	\$1,162.09	\$1,162.09	\$1,313.77
<u>Discretionary Charges</u>			
Capital Charges - to build fund balance for future projects	\$11.00	\$0.00	\$34.90
<i>Prime Contractors</i>	\$11.00	\$0.00	\$34.90
<i>Total Prime Contractors</i>	\$1,173.09	\$1,162.09	\$1,348.67
Total Overall Increase:	10.56%	9.42%	10.56%

2023 wholesale water rates per Acre-Foot



Next steps

- Technical Advisory Committee Vote – Today, March 6
- Water Advisory Committee Vote – April 3
- Adoption by Sonoma Water's Board – April 18



**Sonoma
Water**

Lynne Rosselli

Administrative Services Division Manager

Lynne.Rosselli@scwa.ca.gov

Jake Spaulding

Finance Manager

Jake.Spaulding@scwa.ca.gov

    sonomawater.org